

BS-531/1/WP WATERPROOF SOUNDER WITH BEACON FOR FIRE DETECTION PANEL



TECHNICAL CHARACTERISTICS

OPERATION VOLTAGE	21-28V DC
MAXIMUM CONSUMPTION	1.2W
MAXIMUM SOUND OUTPUT in1m	94dB (sound effect 1)
BEACON	1 Power LED
TYPE OF APPLICATION ENVIRONMENT	Type B
MOUNTING	Wall
COVERAGE (y)	6 m around the siren at an angle of 180°
MOUNTING HEIGHT (x)	2.4m max
COVERAGE VOLUME CODE	W-2.4-6
COVERAGE VOLUME	86.4m ³ (max)
FLASH RATE	1 Hz (Switchable to 0.5 Hz)
FLASH COLOUR	Red
DEGREES OF COVER PROTECTION	IP 65
PRODUCED IN ACCORDANCE WITH	EN 54-3: 2001 +A1:2002 +A2:2006, EN 54-23: 2010
OPERATION TEMPERATURE RANGE	0 to 60 °C
RELATIVE HUMIDITY	Up to 95%
CONSTRUCTION MATERIAL	Bayblend FR3010, transparent polycarbonate
EXTERNAL DIMENSIONS	141 x 141 x 100 mm
TYPICAL WEIGHT	240gr.
GUARANTEE	2 years

**Thank you for your trust in our products.
Olympia Electronics - European manufacturer.**

GENERAL

This device is Visual Alarm Devices (VAD) for fire detection panels that offer a strong sound output and an optical warning with a beacon. The strong sound and the optical warning beacon cover many square metres. It features two inputs (N1, N2) for the production of two different sounds.

This device can co-operate with any fire detection panel (BSR-2104, BSR-2114, BS-1632, BS-1634, BS-1636, BS-636).

Installation and Connection

1. First, remove the retaining screw, place a flat blade screwdriver in the holes of the plastic hooks and remove the plastic cover (Image 1 on page 2).

2. Remove carefully the beacon connector (Image 2 on page 2).

3. Use the supplied mounting parts to install the siren's base at a height of 2.4 metres from the floor (figure 1 on page 2). Place the plastic plugs and fasten the screws to the mounting holes. Attention!! Make sure that the siren's base is installed upwards as shown in figure on page 4.

4. Insert the included sealing rings around the respective recesses.

5. Place the caps and make a hole in the

center using a small screwdriver. Pass through the caps the cables to connect the device.

6. The (+N1 or the +N2) terminal block is connected to the (+) output of **Alarm-1** or **Alarm-2** of the panel and the (-) of the terminal block is connected to the (-) output of **Alarm-1** or **Alarm-2** of the panel. Accordingly connect in parallel all the sirens. (The maximum number of sirens depends on the type of the panel).

7. To select various **sound effects** use the dipswitch 1, 2 and 3 and choose the desirable sound effect, according to tables 2 and 3 on page 3.

8. For **LED effect** variation use the dipswitch 4 (Table 1) on page 2. On the last siren of the line, we must connect in parallel with its power cables, the terminal resistor that was removed from the alarm contacts of the panel.

9. **Reinstall the beacon connector (step 2)**. Refit the plastic cover until the plastic hooks are securely attached (step 1) and fasten the retaining screw (torque 0.6Nm). Attention!! Make sure that the siren's cover is installed in the correct orientation.

10. Test the device after installation.



Image 1




Image 2



Image 3

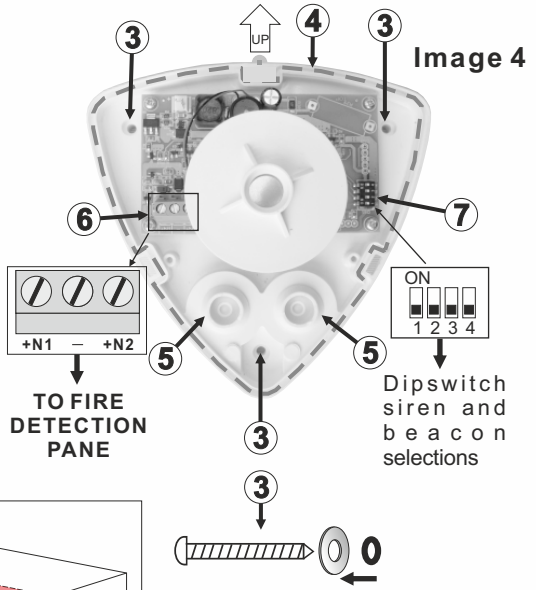


Image 4

W-x-y

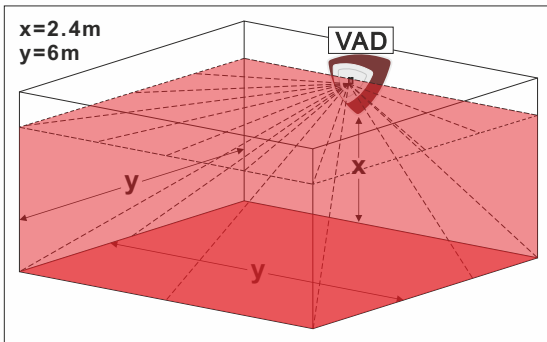



Figure 1 W -Wall Mounted Device



NOTE!!! After finishing the installation, place the SEAL sticker as shown in the picture.

TABLE 1

DSW	LED effect
	0.1 sec ON 1.9 sec OFF (0.5 Hz)
	0.1 sec ON 0.9 sec OFF (1 Hz)

TABLE 2

Fire Detection Panel connection to +N1

DSW	Nr	Sound effect	Tone in accordance to:	dB	mA
	0	970Hz continuous	BS5839-1:2002 - "evacuate" BS5839 Part 1 1988	91	21
	1	970Hz (1 sec ON - 1 sec OFF)	BS5839-1:2002 - "alert" BS5839 Part 1 1988	94	22
	2	From 1200Hz to 500Hz in 1 sec	BS5839-1:2002 - DIN - Tone DIN33404 Part 3	90	22
	3	From 500Hz to 1200Hz in 3.5 sec - 0.5 sec OFF	NEN2575 (Netherlands)	87	31
	4	800Hz - 970Hz alternate at 1Hz	BS5839-1:2002	91	29
	5	Intermittent 2850Hz (0.5 sec ON - 0.5 sec OFF)	ISO8201 High Frequency	82	27
	6	970Hz (0.5 sec ON 970 Hz OFF x3 times + 1.5 sec OFF)	ISO8201 Low tone - US Temporal Tone LF	92	24
	7	2850Hz (0.5 sec ON 2850 Hz OFF x3 times + 1.5 sec OFF)	ISO8201 High tone - US Temporal Tone HF	83	27

TABLE 3

Fire Detection Panel connection to +N2

DSW	Nr	Sound effect	Tone in accordance to:	dB	mA
	0	970Hz (1 sec ON - 1 sec OFF)	BS5839-1:2002 - "alert" BS5839 Part 1 1988	94	22
	1	970Hz continuous	BS5839-1:2002 - "evacuate" BS5839 Part 1 1988	91	21
	2	From 500Hz to 1200Hz in 3.5 sec - 0.5 sec OFF	NEN2575 (Netherlands)	87	31
	3	From 1200Hz to 500Hz in 1 sec	BS5839-1:2002 - DIN - Tone DIN33404 Part 3	90	22
	4	Intermittent 2850Hz (0.5 sec ON - 0.5 sec OFF)	ISO8201 High Frequency	82	27
	5	800Hz - 970Hz alternate at 1Hz	BS5839-1:2002	91	29
	6	2850Hz (0.5 sec ON 2850 Hz OFF x3 times + 1.5 sec OFF)	ISO8201 High tone - US Temporal Tone HF	83	27
	7	970Hz (0.5 sec ON 970 Hz OFF x3 times + 1.5 sec OFF)	ISO8201 Low tone - US Temporal Tone LF	92	24

WARRANTY

Olympia Electronics guarantees the quality, condition and operation of the goods. The period of warranty is specified in the official catalogue of Olympia Electronics and also in the technical leaflet, which accompanies each product. This warranty ceases to exist if the buyer does not follow the technical instructions included in official documents given by Olympia Electronics or if the buyer modifies the goods provided or has any repairs or re-setting done by a third party, unless Olympia Electronics has fully agreed to them in writing. Products that have been damaged can be returned to the premises of our company for repair or replacement, as long as the warranty period is valid. Olympia Electronics reserves the right to repair or to replace the returned goods and to or not charge the buyer depending on the reason of defection. Olympia Electronics reserves the right to charge or not the buyer the transportation cost.

HEAD OFFICE

72nd km. O.N.R. Thessaloniki-Katerini
P.C. 60300 P.O. Box 06 Eginio Pierias Greece

www.olympia-electronics.gr

info@olympia-electronics.gr

Certification

The waterproof sounder with beacon BS-531/1/WP is certified from H.E.E.Q.A.C. Also H.E.E.Q.A.C. controls the production under CPR number:


BS-531/1/WP WATERPROOF SOUNDER WITH BEACON	CE 0848
0848-CPR-025	16
EN-54-3: 2001 +A1:2002 +A2:2006	
EN-54-23: 2010	
KOLINDROS PIERIAS 60061 GREECE	 olympia electronics SAFETY & SECURITY SYSTEMS

Figure which shows the correct positioning of the base

Horizontal line parallel with the ceiling

