

SNMP L2 Management Gigabit Ethernet Switch

WI-MS310GF | WI-MS318GF | WI-MS326GF



Overview

Wi-Tek L2 managed switch series provide 8/16/24 Gigabit Ethernet RJ-45 ports and 2 Gigabit SFP slots which can provide high-speed connections. Wi-Tek L2 managed switch are equipped with abundant functions such as VLAN, Port Loop detection, STP/RSTP/MSTP, link aggregation, QoS, ACL, IGMP SNOOPING, IPv6 management. Besides, Wi-Tek L2 managed fiber switch can support diverse management methods such as web management, CLI and Telnet, which facilitates the maintenance and management.

Based on these features, Wi-Tek L2 managed fiber can build a scalable and stable network and provide efficient network solutions, which can be applied in the campus, hospitals and small and medium enterprises.

Features

High Reliability

Wi-Tek L2 managed switch provides multiple reliable protection functions such as STP/RSTP/MSTP, link aggregation, 802.1Q VLAN, IGMP Snooping, STP/RSTP/MSTP protocol can eliminate layer 2 loop and realize the link backup. Besides, link aggregation can increase link bandwidth and enable the load balance and link backup, which immensely enhance the link reliability.

Rich Security Policies

Wi-Tek L2 managed switch can provide reliable security composed of IP-MAC port binding port security and DHCP Snooping, which prevent the network from being attacked by the potential threats. In addition, Access Control Lists feature restrict network access by accurately identifying and controlling the packet based on source and destination MAC address, IP address, which can improve the security of network environment and reliability of network quality.

Advanced QoS

To integrate voice, data and video service on one network, the switch applies rich QoS policies. Administrator can designate the priority of the traffic based on a variety of means including Port priority, 802.1P priority and DSCP priority, to ensure that voice and video are always clear and smooth.

Easy Network Operation and Maintenance

Wi-Tek L2 managed switch support daily network diagnosis functions and maintenance such as SNMP, RMON, Syslog, backup logs and configuration. At the same time, administrators can use various management and maintenance methods such as CLI (command line interface), web network management, and TELNET to facilitate device maintenance and management.

Specifications



Model	WI-MS310GF	WI-MS318GF	WI-MS26GF
Interfaces			
Downlink Ports	8*10/100/1000Mbps RJ45 Ports	16*10/100/1000Mbps RJ45 Ports	24*10/100/1000Mbps RJ45 Ports
Uplink Ports	2* 1000Mbps SFP Slots	2* 1000Mbps SFP Slots	2* 1000Mbps SFP Slots
Management Port	1 Console port	1 Console port	1 Console port
Performance			
Memory and Flash	16MB DRAM 16MB Flash		
Switch Property			
Standards and Protocols	IEEE802.3i		
	IEEE802.3u		
	IEEE802.3ab		
	IEEE802.3z		
	IEEE802.1D		
	IEEE802.1W		
	IEEE802.1S		
	IEEE802.1Q		
	IEEE802.3ad		
	IEEE802.1X		
	IEEE802.1p		
Forwarding Mode	Store and Forward		
Switching Capacity	20Gbps	36Gbps	52Gbps
Packet Forwarding Rate	14.88Mpps	26.78Mpps	38.68Mpps
MAC Address Table	8 k		16k
Packet Buffer Memory	4.1MB		
Jumbo Frame	9 kB		
Power Supply			
Input Power	AC 100–240V, 50/60Hz		
Power Consumption	Idle: 15W	Idle: 18W	Idle: 24W
Physical Characteristics			
LED Indicators	PWR Indicator:		
	On: the device power on is normal		
	Off: the device is power off or failed		

LED Indicators	Sys Indicator: Off:The system is being started or abnormal Blinking:The system is working normally		
	Link Indicator: Off: No device is connected to the corresponding port. On: Indicates the link through that port is successfully established Blinking: Indicates that the Switch is actively sending or receiving data over that port.		
	Giga Indicator: Off:The port negotiated rate is not 1000 Mbps On:The port negotiated rate is 1000 Mbps		
	Buttons		
	Reset:Reset: Hold for >5 sec. to restore factory default.		
Fan Quantity	Fanless		
Dimensions (W*D*H)	209*144*45mm	440*205*46mm	440*205*46mm
Weight	Net Weight: 0.76kg	Net Weight: 1.98kg	Net Weight: 2.11kg
	Package Weight: 1.33kg	Package Weight: 2.67kg	Package Weight: 2.86kg
Installation	Desktop	Rack–Mounted	
Reliability	Surge Immunity	Differential mode: 6 KV Common mode: 2KV	
	ESD Protection	Contact discharge: 6 KV Air discharge: 8KV	
Operating Temperature	0 ~ 40°C(–40 ~ 158°F)		
Storage Temperature	–40 ~ 70°C(–40 ~ 158°F)		
Operating Humidity	10%–90% RH non–condensing		
Storage Humidity	5%–90% RH non–condensing		
Certification			
Certification	CE, FCC, RoHS, UKCA, RCM		

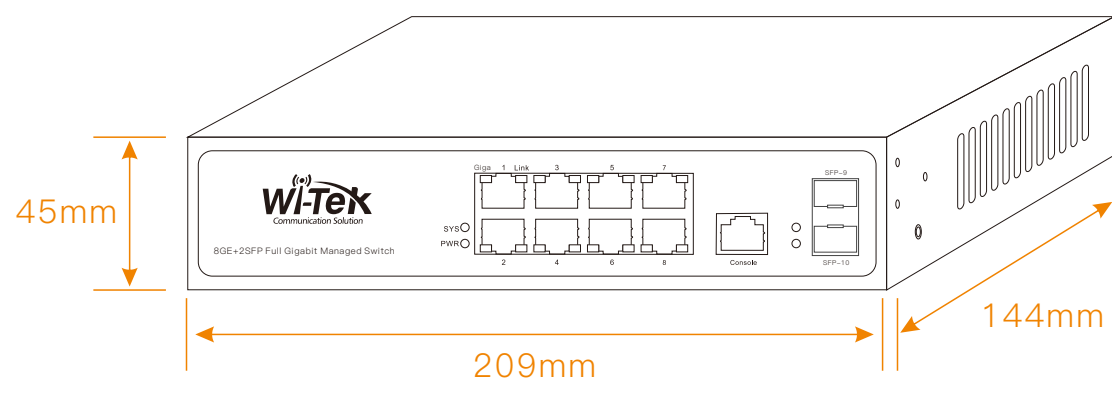
Software Features	
Spanning Tree	IEEE 802.1D-STP
	IEEE 802.1w-RSTP
	IEEE 802.1s-MSTP
VLAN	Max 4K VLAN Groups
	802.1q Tagged VLAN
	Voice VLAN
	MAC-Based VLAN
	IP-Based VLAN
	Protocol-Based VLAN
	QinQ
	802.1q-Based VLAN
	Voice VLAN
Port	LACP
	Jumbo Frame
	Port Shutdown
	Port Shutdown
	Link Aggregation (Up to 8 aggregation groups and up to 8 ports per group)
	Port Mirroring (One-to-One Many-to-One Tx/Rx/Both)
Security	IP-MAC-Port Binding
	Support Static and Dynamic ARP
	DHCP Snooping
	Port MAC Address Filtering
	IEEE802.1x AAA
	RADIUS/TACACS+
	RADIUS

Security	Port Isolation
	Port Based Authentication
	Secure Command Line Interface (CLI) Management With SSHv1/SSHv2
	Broadcast/Multicast/Uni-cast Storm Control
Access Control List	Standard IP-Based ACL
	Extended IP Based ACL
	MAC IP-Based ACL
	MAC ARP-Based ACL
	IPv6-Based ACL
	ACL Port Filtering
	Time-Based ACL
QoS	Port-Based (you can limit the upstream and downstream traffic of a single port)
	802.1p-based classification
	Support WRR, SP, WFQ
	DISC-Based classification
	CAL-Based classification
L2 Multicast	IGMP Snooping V1/V2/V3
	MLD Snooping
	MVR
IPv6	IPv4/IPv6 Dual Protocol Stack
	IPv6 Neighbor Discovery
	Supports manual address configuration, stateless address auto-configuration and address acquisition through DHCP IPv6 client
	Ipv6 TFTP
	Ipv6 SNMP
	ICMP IPv6
	Pv6 SNMP
	IPv6 Path MTU Discovery

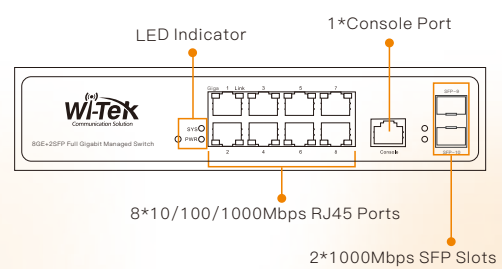
IPV6	IPv6 SSH
	Tracert6
Management	CPU Monitoring
	Firmware Upgrade
	Configuration Export/import
	Support SNTP Based IPv4 and IPv6
	DHCP/BOOTP Client
	Web-Based GUI
	Command line interface(CLI) through console port,telnet and SSH.
	SNMPv1/v2c/v3 Trap/Inform RMON (1, 2, 3, 9) groups
	Password Recovery
	SNTP
	System Log
	Traceroute
	Ping

WI-MS310GF

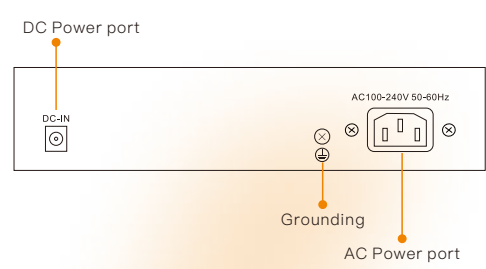
Dimensions (mm)



Front Panel

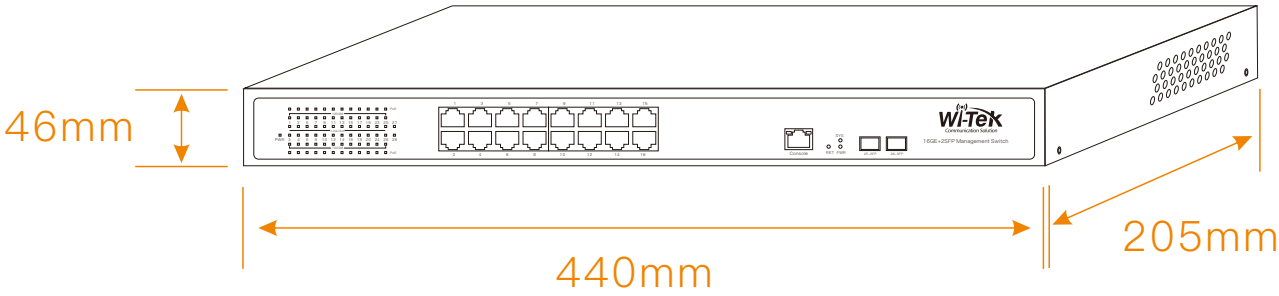


Side Panel

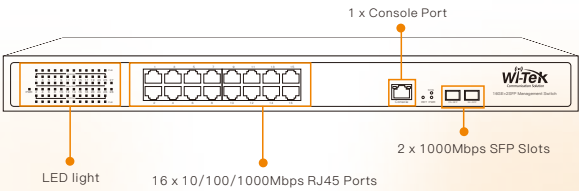


WI-MS318GF


Dimensions (mm)



Front Panel

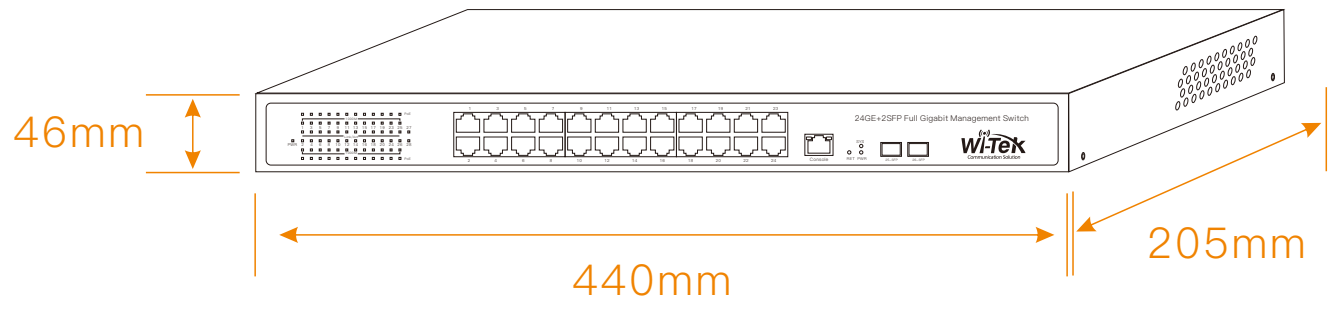


Side Panel

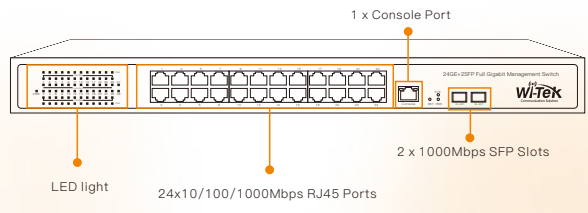


WI-MS326GF


Dimensions (mm)



Front Panel



Side Panel



Package Contents

Welcome to order our products. After purchasing, you will receive:

Items	Quantity
Switch	2 pcs
Quick Installation Guide	2 pcs
Power Cord	1 pcs
Mounting Accessories	Hook x 2, MATS x 4, Screw x 6



Wireless-Tek Technology Limited

Address: Biaofan Technology Building 402, Bao'an street,
Baoan District, Shenzhen City, Guangdong, China

Website: www.wireless-tek.com

Tel: 86-0755-32811290

Email: sales@wireless-tek.com

Technical Support: tech@wireless-tek.com



Technical Support



Cloud Management



Company Website